

Ptolomeo® Shelf / 2020

IT Mensola/ripiano in acciaio per le librerie della collezione Ptolomeo®.

Posizionabile a piacimento tra le mensole.

Una nuova funzione aggiuntiva, per trasformare le librerie Ptolomeo® in comodino o pratico scrittoio.

Finiture: laccato nero opaco, bianco RAL 9003 lucido.


EN Steel shelf for the bookcases of Ptolomeo® collection. It can be fitted between the shelves as required.

An additional furnishing element to transform the Ptolomeo® bookcases into a bedside table or a convenient writing desk.

Finishes: matt black lacquered, glossy RAL 9003 white.



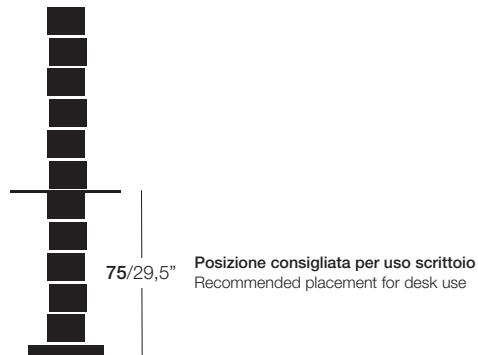
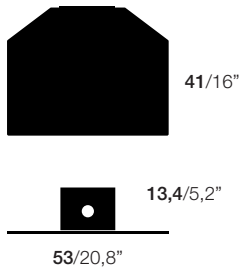
Finiture / Finishes



Bianco lucido RAL 9003
Glossy white RAL 9003



Nero opaco
Matt black



NOTE 1

Compatibile con Original Ptolomeo®, Ptolomeo® Wall, Ptolomeo® Luce.

Non compatibile con Ptolomeo® Art

Compatible with Original Ptolomeo®, Ptolomeo® Wall, Ptolomeo® Luce.

Not compatible with Ptolomeo® Art.

NOTE 2

La portata massima della mensola è 5 kg.

Max. load of the shelf: 5 kg

OPINION CIATTI®

FIRENZE

